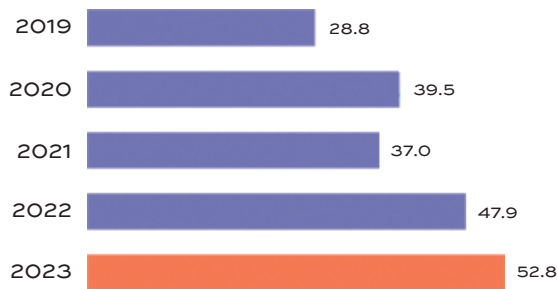


Financials

Contributions Made

In Millions of Dollars*



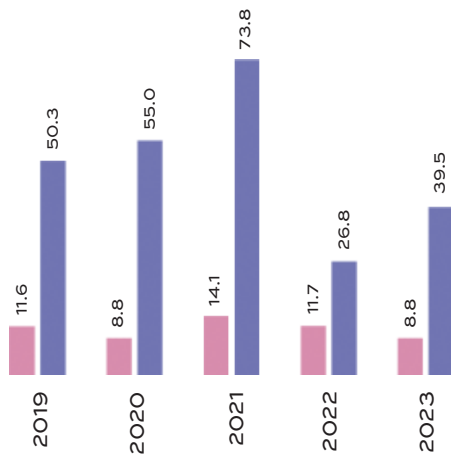
Assets

In Millions of Dollars*



Income

In Millions of Dollars*

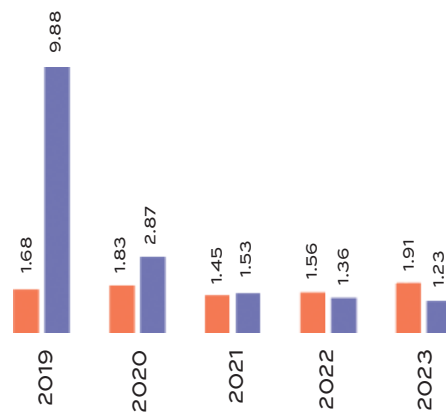


- Dividends & Interest
- Investment Gain (Loss)

*2020 going forward does not include K-1 income and expenses from partnership holdings.

Expenses

In Millions of Dollars*



- Charitable
- Investment

**2020 going forward does not include K-1 income and expenses from partnership holdings. The expenses graph includes cash operating expenses and excludes taxes. Charitable-related expenses are those incurred in carrying out the Foundation's exempt function. Investment expenses are those incurred in the management of the Foundation's investment portfolio.